

Programs as data

From concrete syntax to abstract syntax: Lexing and parsing

Peter Sestoft

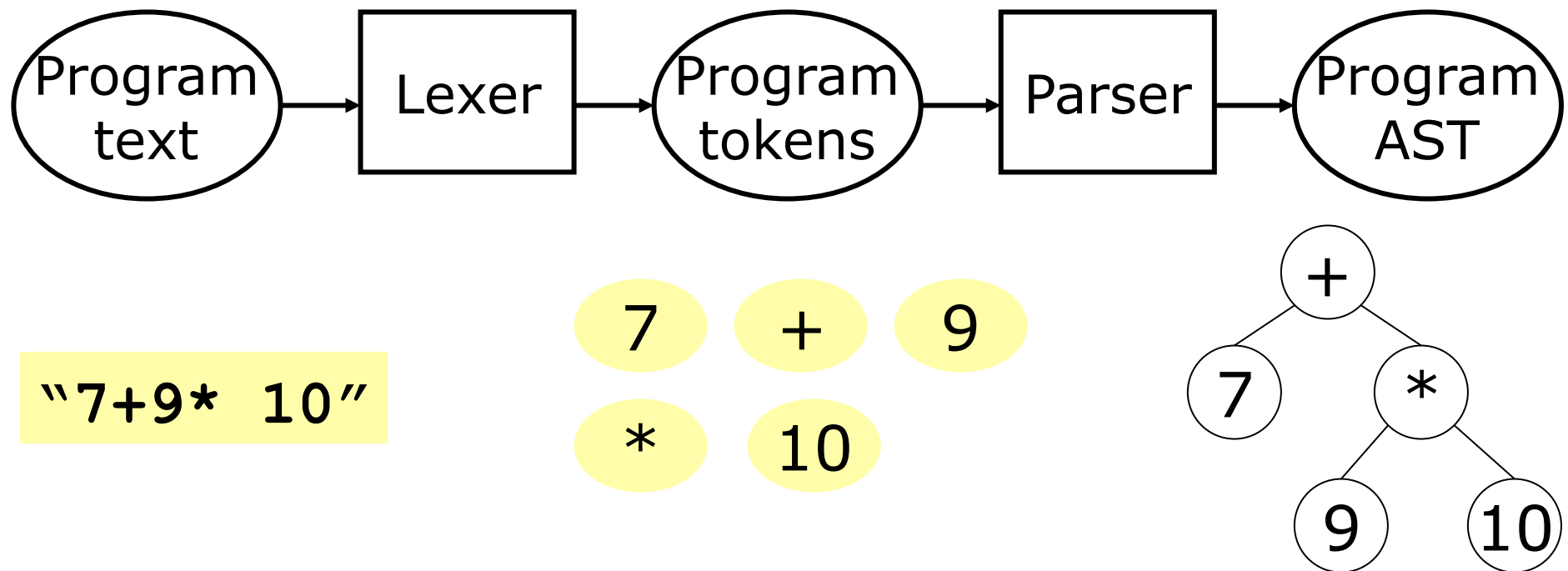
Monday 2012-09-10

Plan for today

- Lexing and parsing: From text to tokens to abstract syntax
- Lexer specifications
 - Regular expressions
 - Automata
 - The fslex lexer generator tool
- Parser specifications
 - Grammars
 - The fsyacc parser generator tool
- Anders Hejlsberg (C#) TechTalk Thu 4 Oct:
<https://msevents.microsoft.com/CUI/EventDetail.aspx?EventID=1032528197&Culture=da-DK&community=0>

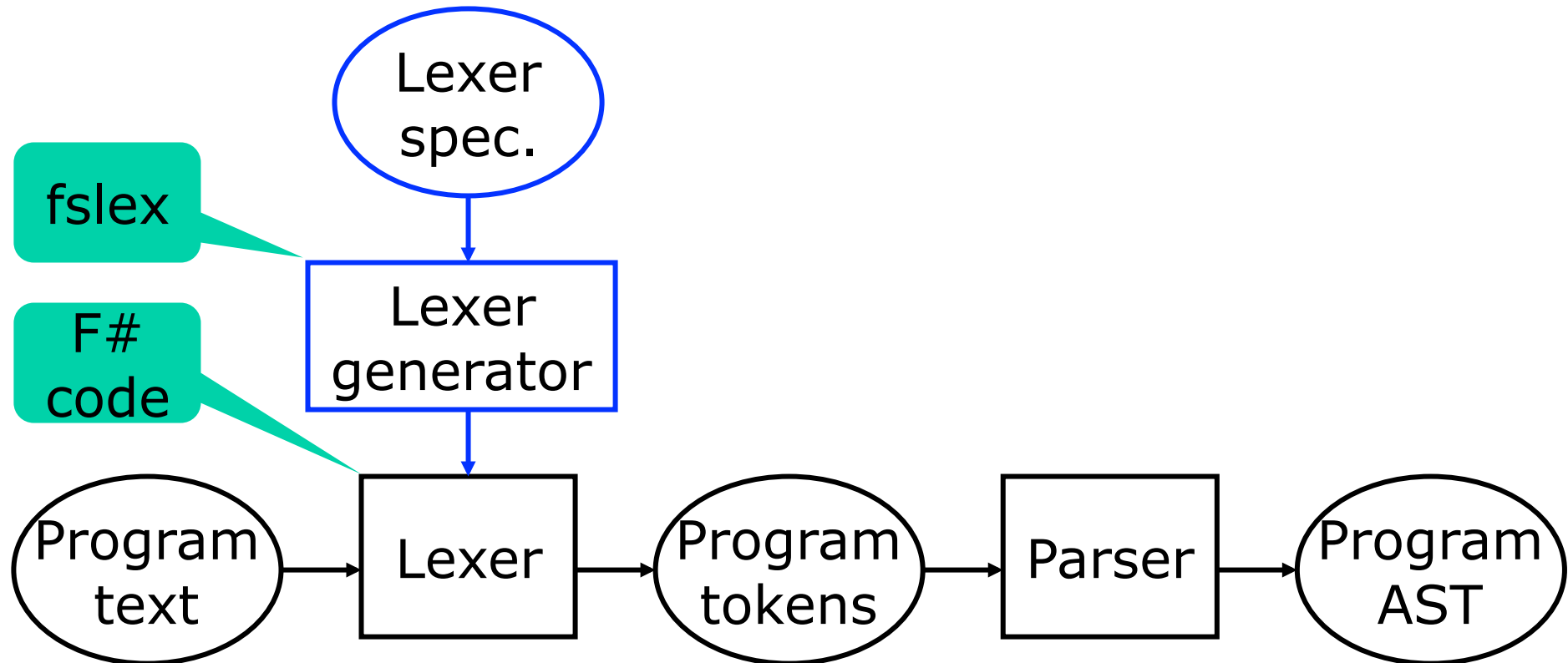
From text file to abstract syntax

- Abstract syntax is very tiresome
`Prim("+", CstI 7, Prim("*", CstI 9, CstI 10))`
- Programmers want to write source code: text!



Lexers and lexer generators

- A *lexer* converts a character stream to a token stream
- A *lexer specification* is a description of tokens
- A *lexer generator* takes as input a lexer specification, and generates a lexer



Regular expressions (r.e.)

- A regular expression describes a *set of strings*

R.E. r	Meaning	Language $L(r)$
a	symbol a	$\{ "a" \}$
ϵ	empty sequence	$\{ "" \}$
$r_1 r_2$	r_1 followed by r_2	$\{ s_1 s_2 \mid s_1 \in L(r_1), s_2 \in L(r_2) \}$
r^*	zero or more r	$\{ s_1 \dots s_n \mid s_i \in L(r), n \geq 0 \}$
$r_1 \mid r_2$	r_1 or else r_2	$L(r_1) \cup L(r_2)$

- ab^* represents $\{ "a", "ab", "abb", \dots \}$
- $(ab)^*$ represents $\{ "", "ab", "abab", \dots \}$
- $(a|b)^*$ represents $\{ "", "a", "b", "ab", "ba" \dots \}$
- $(a|b)c^*$ represents ?

Regular expression abbreviations

Abbrev	Meaning	Expansion
[aeiou]	set	a e i o u
[0-9]	range	0 1 ... 9
[a-zA-Z]	ranges	a ... z A ... Z
r?	zero or one r	ϵ r
r+	one or more r	r r*

Examples and joint exercises

- Write regular expressions for
 - Non-negative integer constants
 - Integer constants
 - Floating-point constants: `3.14` `3E8` `+6.02E23`
 - Java variable names: `xy` `x12` `_x` `$x12` ...

Lexer specification (ExprLex.fsl)

Tokens: constant, name, +, -, *, =, (,), eof:

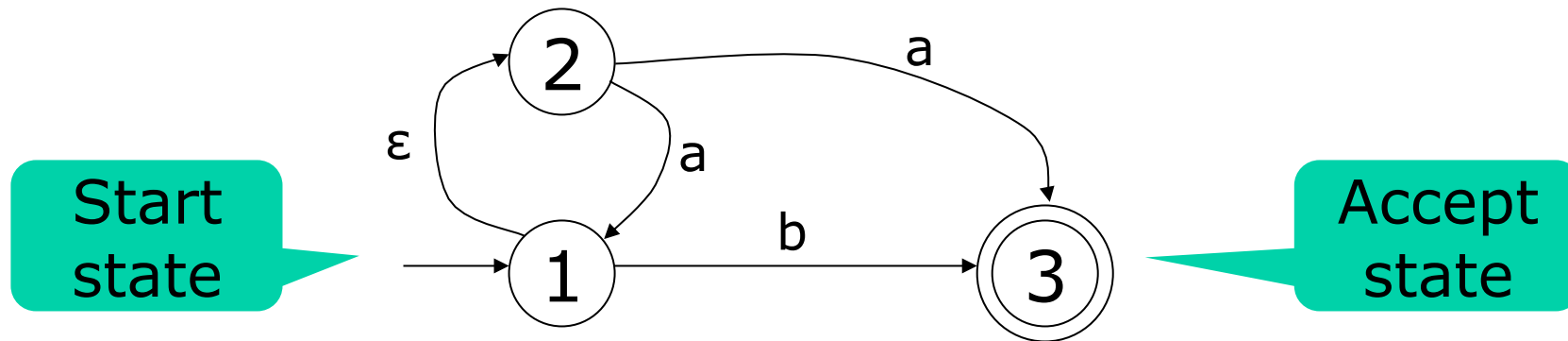
```
rule Token = parse
  | [' '\t' '\n' '\r'] { Token lexbuf }
  | ['0'-'9']+         { CSTINT (...) }
  | ['a'-'z' 'A'-'Z'] ['a'-'z' 'A'-'Z' '0'-'9']*
                      { keyword (...) }
  | '+'               { PLUS   }
  | '-'               { MINUS  }
  | '*'               { TIMES  }
  | '='               { EQ     }
  | '('               { LPAR   }
  | ')'               { RPAR   }
  | eof               { EOF    }
  | _                 { lexerError lexbuf "Bad char" }
```

Regular
expressions

Corresponding
tokens

Finite automata (FA), finite state machines

- A finite automaton is a graph of states (nodes) and labelled transitions (edges):



- An FA *accepts* string s if there is a path from start to an accept state such that the labels make up s
- Epsilon (ϵ) does not contribute to the string
- This automaton is *nondeterministic*: an NFA
- It accepts string "b"
- Does it accept "a" or "aa" or "ab" or "aba"?

Regular expressions and finite automata

- *For every regular expression r there is a finite automaton that recognizes exactly the strings described by r*
- The converse is also true
 - What r.e. does our automaton represent?
- Construction:
 - Regular expression
 - => Nondeterministic finite automaton (NFA)
 - => Deterministic finite automaton (DFA)
- Gives a very efficient way of determining whether a given string is described by a regular expression

From regular expression to NFA

- Recursively, by case on the form of the regular expression:

'a'

ϵ

$r_1 r_2$

r^*

$r_1 \mid r_2$

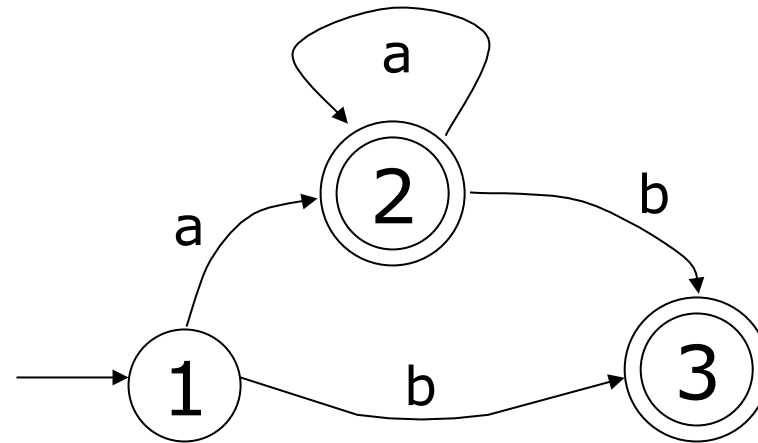
Exercises:

Make NFAs for

$(ab)^*$ and $(a|b)^*$

From NFA to DFA

- A *deterministic* FA has no ϵ -transitions, and distinct labels on all transitions from a state



Multiple
accept
states OK

- A DFA is easy to implement with a 2D table:
`nextstate = table[currentstate][nextsymbol]`
- Decides in *linear time* whether it accepts string s
- *For every NFA there is a corresponding DFA*
 - DFA state = epsilon-closed set of NFA states
 - There is a DFA transition from S_1 to S_2 on x if there is an NFA state in S_1 with a transition to an NFA state in S_2 on x

Example NFA to DFA constructions

- ε -closure(s) = { t | t reachable from s on ε }
- Make DFA from NFA for $(ab)^*$
- Make DFA from NFA for $(a|b)^*$

- More tricky:
Exercise 1.2 from Mogensen ICD 2011
(equals exercise 2.2 from Mogensen 2010):
 - (i) Make NFA for $a^*(a|b)aa$
 - (ii) Convert this NFA to an equivalent DFA

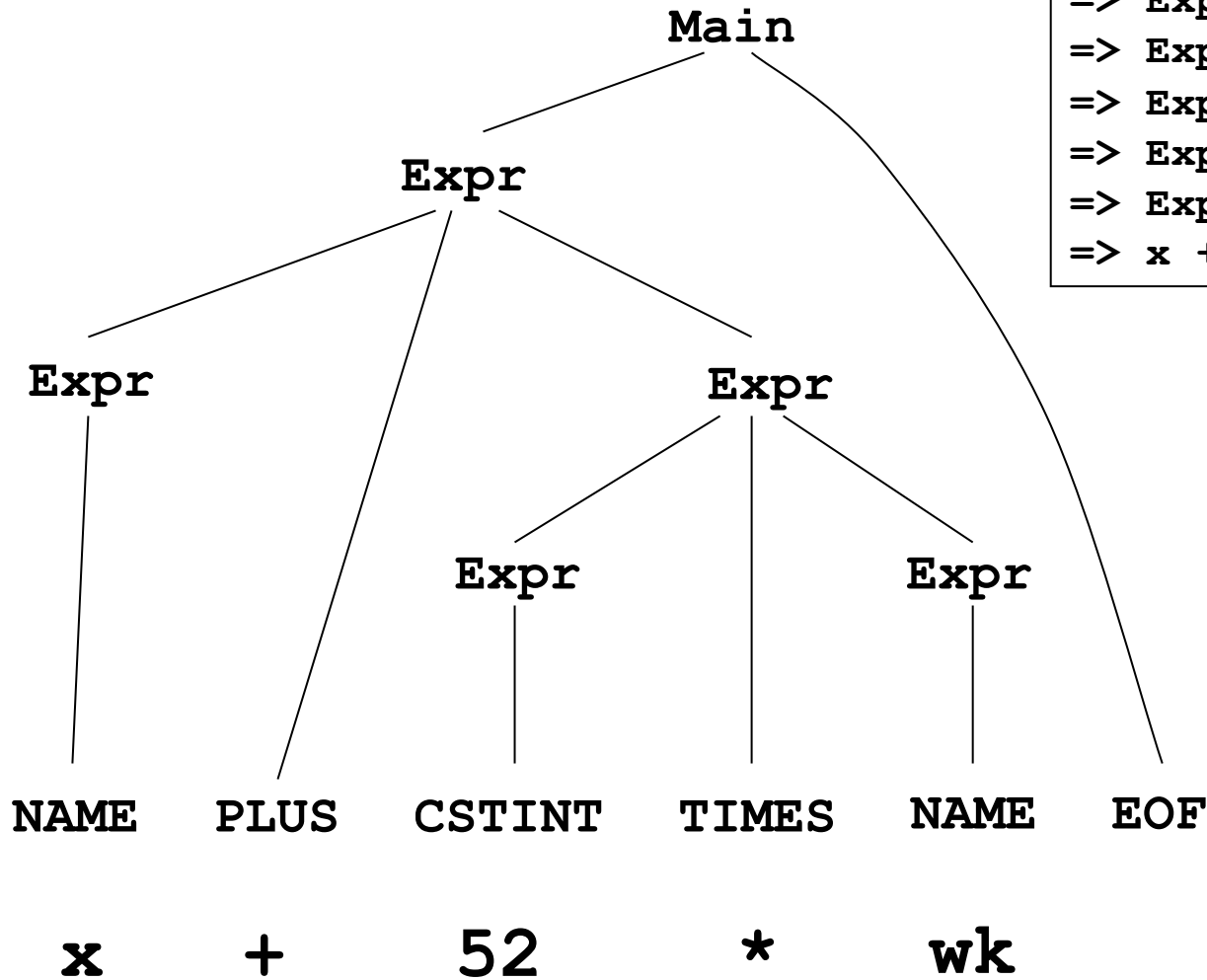
Context-free grammar (CFG), example

```
Main ::= Expr EOF           rule A
Expr  ::= NAME              rule B
      | CSTINT              rule C
      | - CSTINT            rule D
      | ( Expr )            rule E
      | let NAME = Expr in Expr end rule F
      | Expr * Expr         rule G
      | Expr + Expr         rule H
      | Expr - Expr         rule I
```

- *Nonterminal* symbols: **Main**, **Expr**
- *Terminal* symbols, or *tokens*: **NAME**, **CSTINT**, **MINUS**, **LPAR**, **RPAR**, ...
- Grammar *rules*, or *productions*: A to I
- *Start symbol* (a nonterminal): **Main**

Derivation: grammar as string generator

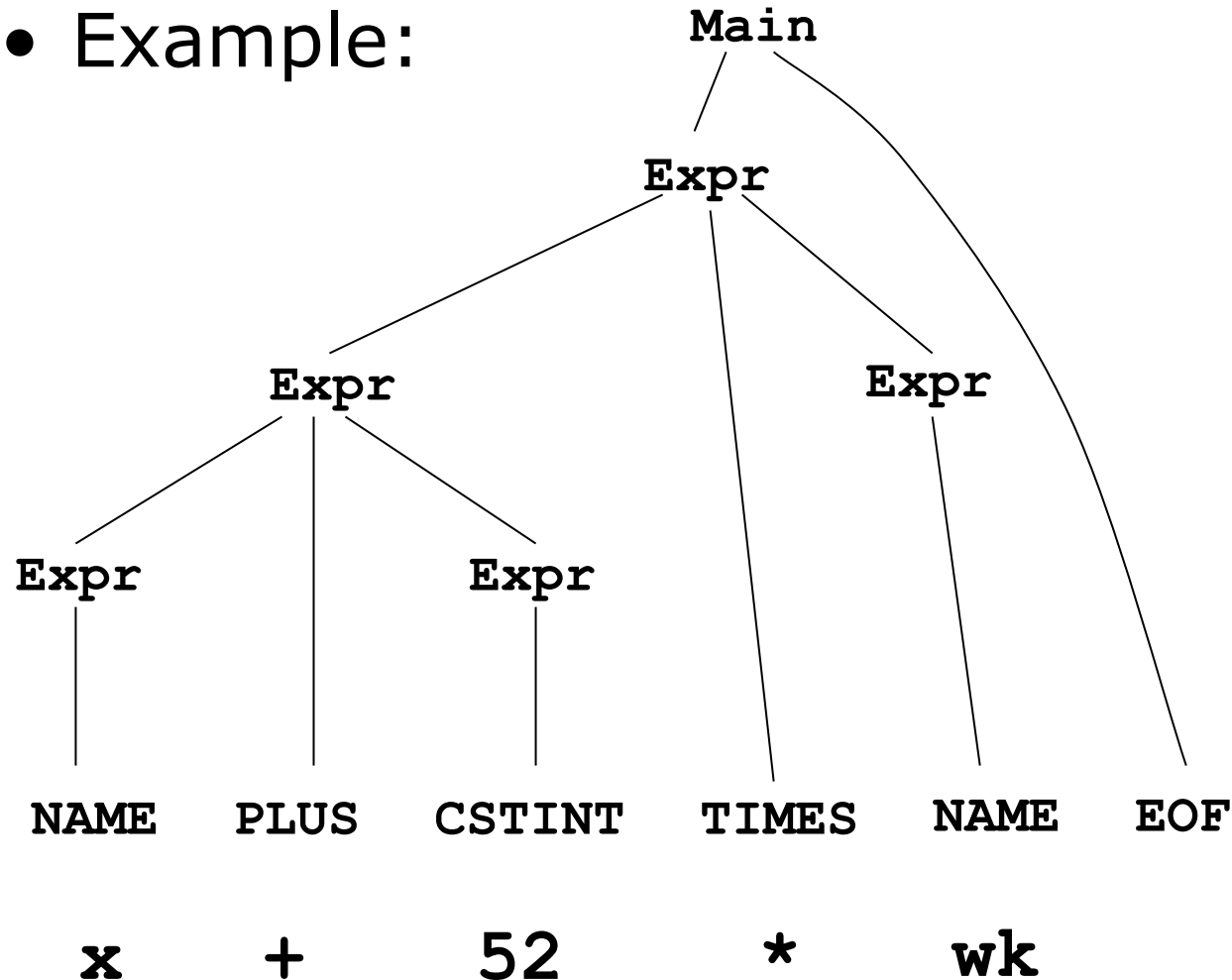
Main	
=> Expr EOF	A
=> Expr + Expr EOF	H
=> Expr + Expr * Expr EOF	G
=> Expr + Expr * wk EOF	B
=> Expr + 52 * wk EOF	C
=> x + 52 * wk EOF	B



Derivation tree

Grammar ambiguity

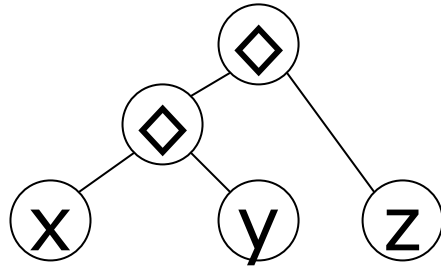
- A grammar is *ambiguous* if there is a string that has more than one derivation tree
- Example:



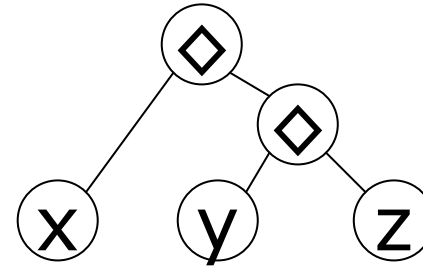
Operator associativity and precedence

- **Associativity:** How should we read $x \diamond y \diamond z$?

◇ left-
assoc.

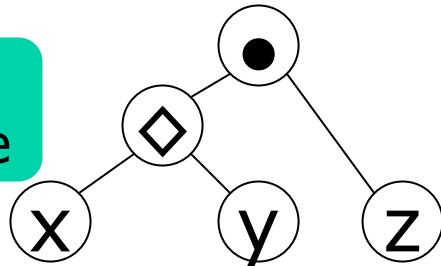


◇ right-
assoc.

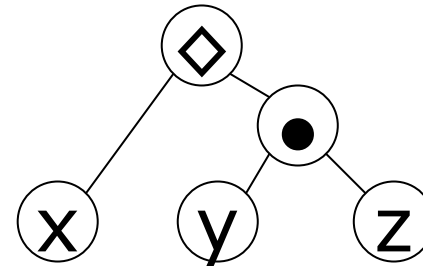


- **Precedence:** How should we read $x \diamond y \bullet z$?

◇ higher
precedence



• higher
precedence



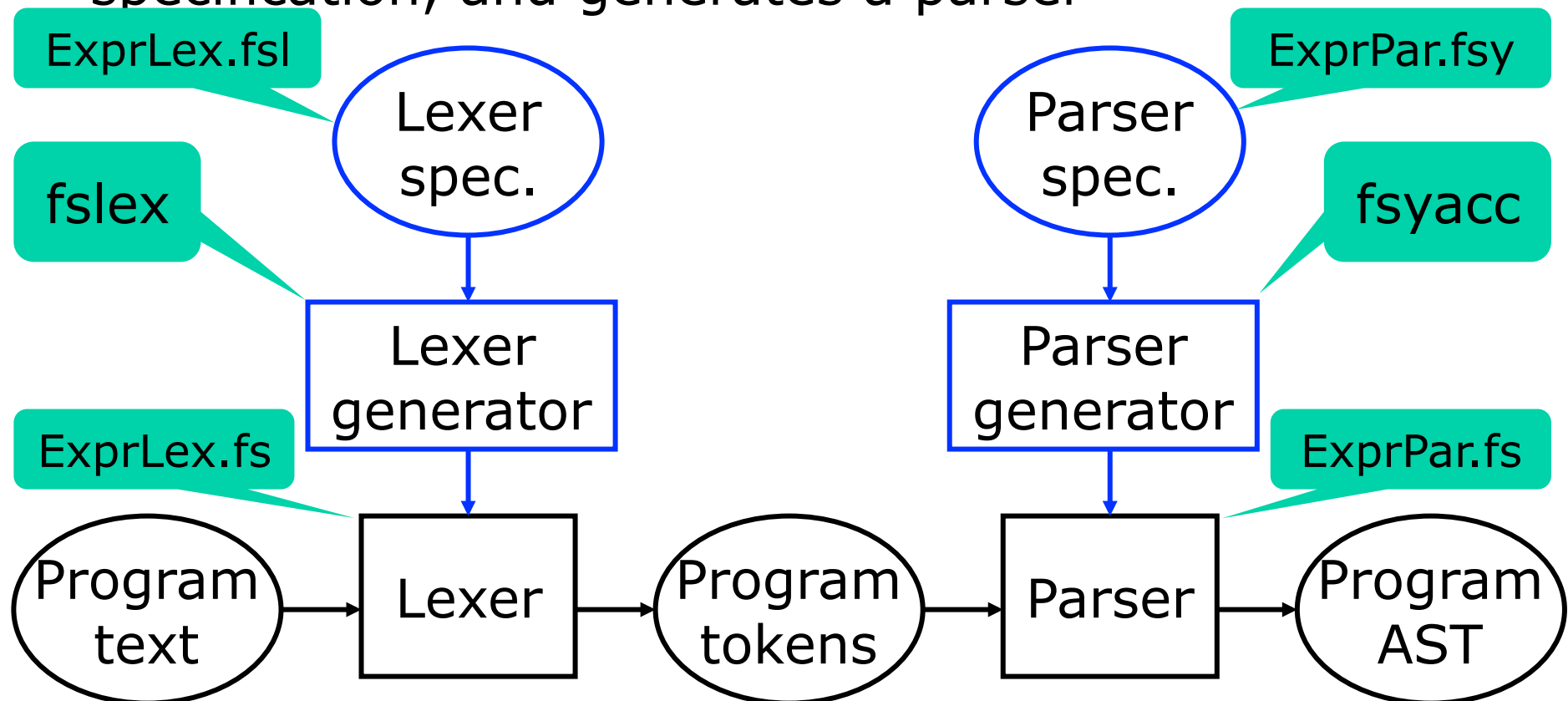
- What Java/C# operators
 - are left-associative?
 - are right-associative?
 - have different precedence than others?

Parsing is inverse derivation

- Parsing: Given a grammar and a string
 - Determine whether the string can be derived
 - If yes, reconstruct the derivation steps
- There are many systematic ways to do this:
- Hand-written top-down parsers (1970)
 - Example, next week
- Generated bottom-up parsers (1974)
 - Write parser specification
 - Use tool to generate parser

Parser specification and generator

- A *parser* converts a token stream to an abstract syntax tree
- A *parser specification* describes well-formed streams
- A *parser generator* takes as input a parser specification, and generates a parser



Parser specification part 1: tokens, associativity and precedence

```
%token <int> CSTINT  
%token <string> NAME  
%token PLUS MINUS TIMES EQ  
%token END IN LET  
%token LPAR RPAR  
%token EOF
```

a token
may carry
a value

token
declarations

```
%left MINUS PLUS /* lowest precedence */  
%left TIMES /* highest precedence */
```

order gives
precedence


associativity:
left, right,
nonassoc

Parser specification (ExprPar.fsy)

- A semantic action computes the result of parsing a given construct

```
%start Main
%type <Absyn.expr> Main
%%
Main:
    Expr EOF                                { $1                                };
Expr:
    NAME                                    { Var $1                            }
  | CSTINT                                  { CstI $1                            }
  | MINUS CSTINT                            { CstI (- $2)                        }
  | LPAR Expr RPAR                           { $2                                  }
  | LET NAME EQ Expr IN Expr END            { Let($2, $4, $6)                    }
  | Expr TIMES Expr                          { Prim("*", $1, $3)                  }
  | Expr PLUS Expr                           { Prim("+", $1, $3)                  }
  | Expr MINUS Expr                          { Prim("-", $1, $3)                  } ;
```

Semantic actions



Putting together lexer and parser

- File `Expr/Parse.fs`:

```
let fromString (str : string) : expr =
    let lexbuf = Lexing.LexBuffer<char>.FromString(str)
    in try
        ExprPar.Main ExprLex.Token lexbuf
    with
        | exn -> failwith "Lexing or parsing error ... "
```

- From string to lexbuffer to tokens to abstract syntax tree:
- `ExprPar.Main` = entry point in parser
- `ExprLex.Token` = tokenizer in lexer

Command line use of fslex and fsyacc

- Build the lexer and parser as files `ExprLex.fs` and `ExprPar.fs`
- Compile as modules together with `Absyn.fs` and `Parse.fs`:

```
fsyacc --module ExprPar ExprPar.fsy  
fslex --unicode ExprLex.fsl  
fsi -r FSharp.PowerPack Absyn.fs ExprPar.fs ExprLex.fs Parse.fs
```

- Open the Parse module and experiment:

```
open Parse;;  
fromString "x + 52 * wk";;
```

fsyacc and fslex with Visual Studio

- Visual Studio 2010 can run fslex and fsyacc for you, and compile the resulting .fs files
- Requires F# PowerPack:
 - Install from <http://fsharppowerpack.codeplex.com/>
 - Project > Add Reference > .NET > FSharp.PowerPack
 - Edit the XML file ExprProject.fsproj like this:

```
<Import Project="$(MSBuildExtensionsPath32)\..\FSharpPowerPack-2.0.0.0
    \bin\FSharp.PowerPack.targets" />

<ItemGroup>
  <Compile Include="Absyn.fs" />
  <Compile Include="ExprPar.fs" />
  <Compile Include="ExprLex.fs" />
  <FsYacc Include="ExprPar.fsy">
    <OtherFlags>--module ExprPar</OtherFlags>
  </FsYacc>
  <FsLex Include="ExprLex.fsl">
    <OtherFlags>--unicode</OtherFlags>
  </FsLex>
  <Compile Include="Parse.fs" />
</ItemGroup>
```

Project files in build order

A single line

How to run fsyacc

How to run fslex

Joint exercises

- How change the lexer and/or parser to accept brackets [] in addition to parens ()?
- How change the lexer and/or parser to accept the division operator (/) also?
- How change lexer and parser to accept the syntax `{ x <- 2 in x * 3 }` instead of `let x = 2 in x * 3 end`
- How change the lexer and parser to accept function calls such as `max(x, y)`?

Reading and homework

- This week's lecture:
 - PLC chapter 3
 - Mogensen ICD 2011 sections 1.1-1.8, 2.1-2.5
or Mogensen 2010 sections 2.1-2.7, 2.9, 3.1-3.6
 - Exercises 3.2, 3.3, 3.4, 3.5, 3.6, 3.7

- Next week's lecture:
 - PLCSD chapter 4
 - Mogensen ICD 2011 sections 2.11, 2.12, 2.16
or Mogensen 2010 sections 3.12, 3.17